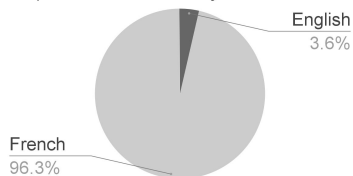


Regional Socio-Economic Data - Abitibi-Témiscamingue

Population division by FOLS

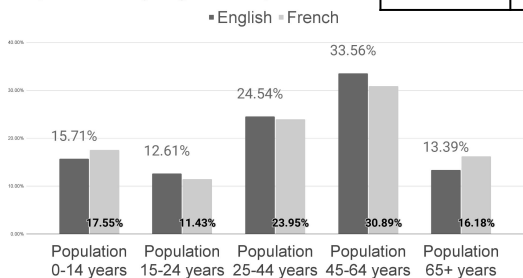


Total Population
143,155

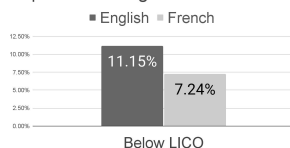
English
5,155

French
137,920

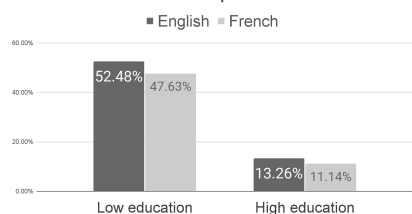
Population by Age Group



Population Living Below LICO



Education Level in Population 15+



Labour Force and Unemployment Rate

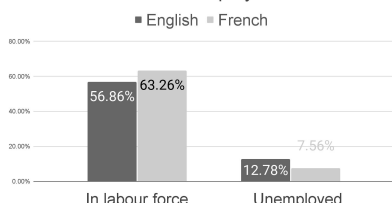


Chart data from: Dr. Joanne Pocock for CHSSN, *Demographic Profiles of the English-speaking Communities* (Baseline Data Report Series 2017-18), March 2018.
<https://chssn.org/document-center/socio-demographic-profiles-by-mrc/>

Table data from: Statistics Canada, 2016 Census of Population, Data tables: Selected Demographic, Cultural, Educational, Labour Force and Income Characteristics (984), First Official Language Spoken (6), Age (88) and Sex (3) for the Population in Private Households of Canada, Provinces and Territories, Census Divisions and Census Subdivisions, 2016 Census - 25% Sample Data. Source: Statistics Canada Catalogue no. 98-400-X2016352.

NEIGHBOURS

Regional Association of
Abitibi-Témiscamingue

Community and Regional Profile

Executive Director Phone
Sharleen Sullivan 819-762-0882

Email info@neighboursat.ca **Website** www.neighboursat.ca

Main Office
139, rue Murdoch,
PO box 2277,
Rouyn-Noranda,
J9X 5A9

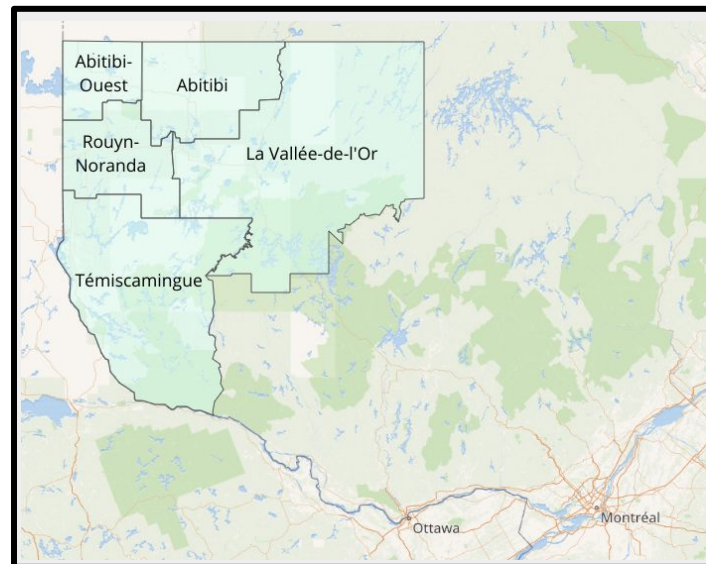
Areas of Activity

- Networking
- Comité Vieux-Noranda
- Youth retention
- Health & social services
- Caregivers
- Advocacy
- Seniors
- Youth
- Community life
- Education
- Early childhood
- ERCC

Strategic Orientation

Under development

Map of RCMs served by
Neighbours



Map from Wikimedia maps, by © OpenStreetMap contributors, <https://www.openstreetmap.org/copyright>
<https://fr.wikipedia.org/wiki/Abitibi-T%C3%A9miscamingue#map/0>

Secrétariat aux relations
avec les Québécois
d'expression anglaise

Québec



RDN
Regional Development Network
Réseau de Développement Régional

Administrative Region
Abitibi-Témiscamingue
Réseau territorial de services (RTS)
RTS de l'Abitibi-Témiscamingue