Regional Socio-Economic Data - Montérégie (Centre-ARC territory*)

Total Population
848,525

English
96,540

French
745,355

ARC
Assistance and Referral Centre
Community and Regional Profile

Executive Director
Christian Lapointe
Email
info@arc-hss.ca

Phone
(514) 605-9500
Website
www.arc-hss.ca

Main Office
106, boul. Churchill,
Greenfield Park,
J4V 2L9

Administrative Region
Montérégie (Centre)
Réseau territorial de services (RTS)
RTS de la Montérégie-Centre,
RTS de la Montérégie-Est (La Vallée du Richelieu),
RTS de la Montérégie-Ouest (Roussillon)

Population division by FOLS

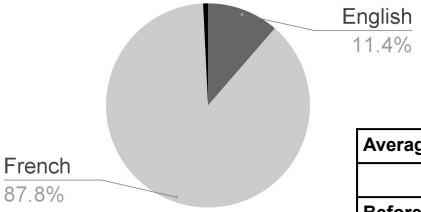

Average incomes for ARC territory*			
	English	French	Total
Before Tax	$42,041	$47,795	$46,911
After Tax	$34,302	$38,438	$37,800

Population by Age Group

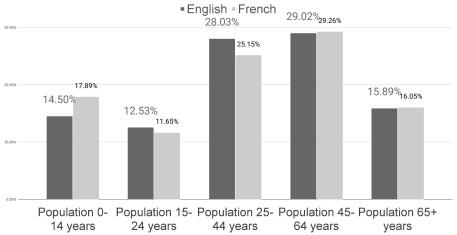

Population Living Below LICO

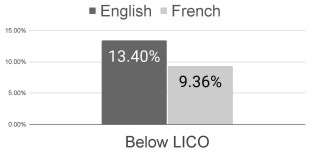

Education Level in Population 15+

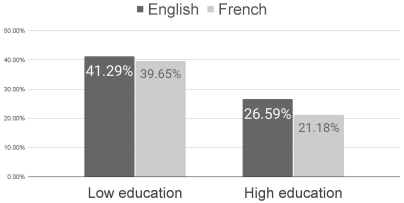

Labour Force and Unemployment Rate

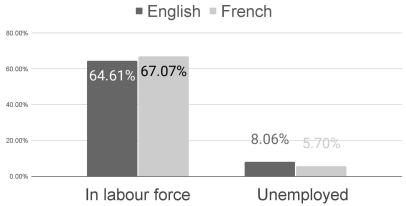

Areas of Activity

- Networking for ESC
- Representation in H&SS
- Knowledge development in H&SS
- Seniors - Activities for seniors & CHSLDs
- Mental health - Cafés, first aid course
- Caregivers
- Youth - Spring break camp
- Community vitality - Community fairs
- Early Youth - Bright Beginnings and HEY
- ERCC

Strategic Orientation

- ESC vitality and spirit
- Enhance caregiver support
- Enhance access to services in English
- Showcase value of ESC in region's vitality
- Ensure optimal performance for ARC

Map of RCMs served by ARC

Map from Wikimedia maps, by © OpenStreetMap contributors, https://www.openstreetmap.org/copyright
https://fr.wikipedia.org/wiki/Mont%C3%A9r%C3%A9gie#/map/0

*Data based on a compilation & combination of data from each RCM represented by ARC (La Vallée-du-Richelieu, Longueuil, Rouville, Le Haut-Richelieu, Roussillon)

Chart data from: Dr. Joanne Pocock for CHSSN. *Demographic Profiles of the English-speaking Communities* (Baseline Data Report Series 2017-18). March 2018. https://chssn.org/document-center/socio-demographic-profiles-by-mrc/

Table data from: Statistics Canada. 2016 Census of Population. Data tables: Selected Demographic, Cultural, Educational, Labour Force and Income Characteristics (984), First Official Language Spoken (6), Age (8B) and Sex (3) for the Population in Private Households of Canada, Provinces and Territories, Census Divisions and Census Subdivisions, 2016 Census - 25% Sample Data. Source: Statistics Canada Catalogue no. 98-400-X2016352.

Secrétariat aux relations avec les Québécois d'expression anglaise
Québec

RDN
Regional Development Network
Réseau de Développement Régional